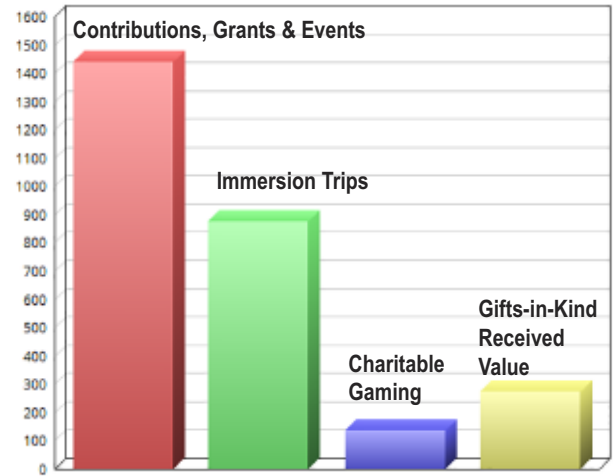
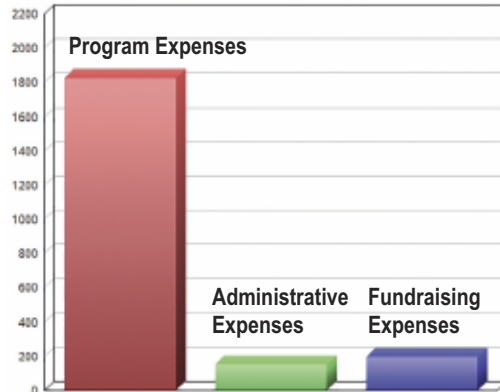


2016 Financial Highlights

Income

(in thousands)

Contributions, Grants & Events	\$1,439
Immersion Trips	877
Charitable Gaming	136
Gifts-in-Kind received value	273
Total 2016 Income	\$2,725



Operating Expenses

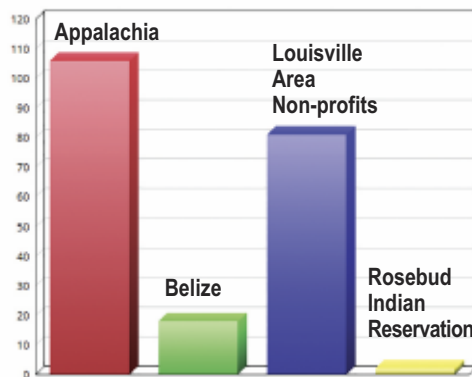
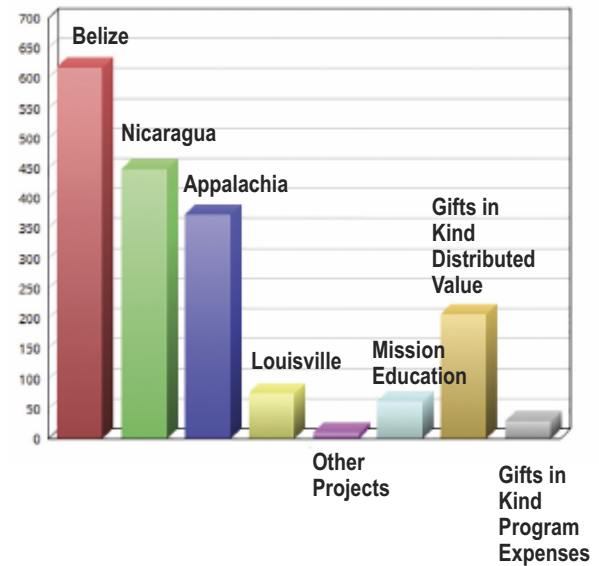
(In thousands)

Program Expenses	\$1,824	84%
Administration Expenses	153	7%
Fundraising Expenses	196	9%
Total 2016 Expenses	\$2,173	100%

Program Expenses

(in thousands)

Belize	\$618
Nicaragua	449
Appalachia	373
Louisville	76
Other Projects	11
Mission Education	61
Gifts-in-Kind Distributed Value	207
Gifts-in-Kind Program Expense	29
Total 2016 Program Expenses	\$1,824



Gifts-in-Kind Distributed

(Value in thousands)

Appalachia	\$106
Belize	18
Louisville Area Non-Profits	81
Rosebud Indian Reservation	2
Total Gift in Kind Distributed Value	\$207

