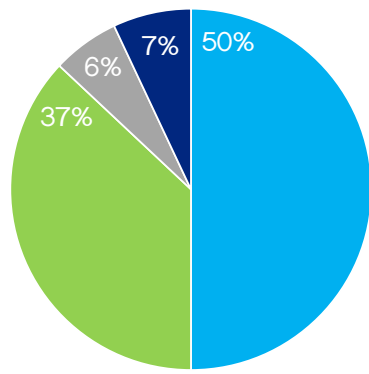
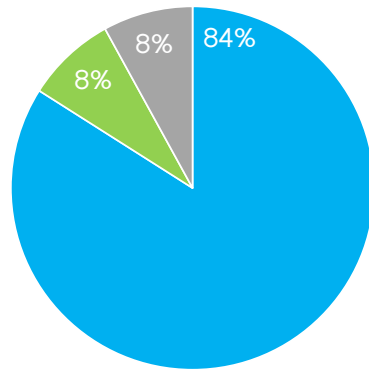


2017 Financial Highlights



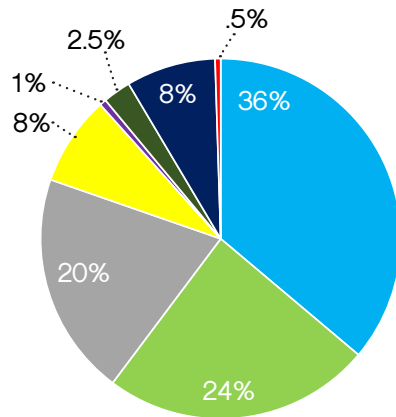
Income

- Contributions, Grants & Events **\$1,082,000**
- Immersion Trips **\$816,000**
- Charitable Gaming **\$134,000**
- Gifts-in-Kind received value **\$162,000**
- Total 2017 Income \$2,194,000**



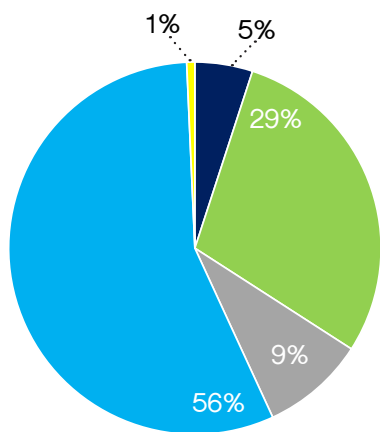
Operating Expenses

- Program Expenses **\$1,810,000**
- Administration Expenses **\$177,000**
- Fundraising Expenses **\$173,000**
- Total 2017 Expenses \$2,160,000**



Program Expenses

- Belize **\$647,000**
- Nicaragua **\$442,000**
- Appalachia **\$363,000**
- Louisville **\$143,000**
- Other Projects **\$12,000**
- Mission Education **\$45,000**
- Gifts-in-Kind Distributed Value **\$151,000**
- Gifts-in-Kind Program Expense **\$7,000**
- Total 2017 Program Expenses \$1,810,000**



Gifts-in-Kind Distributed

- Appalachia **\$44,000**
- Belize **\$14,000**
- Nicaragua **\$8,000**
- Louisville Area Non-Profits **\$84,000**
- Rosebud Indian Reservation **\$1,000**
- Total 2017 Gifts in Kind Distributed Value \$151,000**

In an effort to honor our donors privacy, we have not included donor names.

Our 2017 financial statements were audited by Baldwin CPAs and are available upon request.