

FINANCIAL HIGHLIGHTS

2014

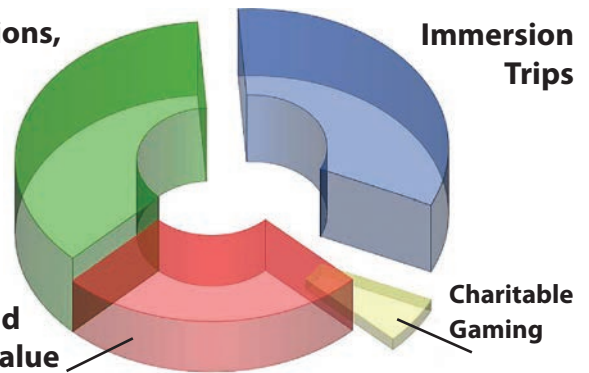
2014 Income

	(in thousands)	
Contributions, Grants & Events	\$905	
Immersion Trips	821	
Charitable Gaming	136	
Gifts-in-Kind received value	628	
Total Income	\$2,490	

Our 2014 financial statements were audited by Anderson, Bryant, Lasky & Winslow, P.S.C., and are available on request.

Contributions, Grants & Events

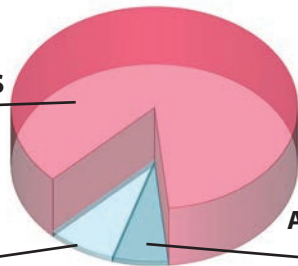
Gifts in Kind Received Value



Program Expenses

Fundraising Expense

Administrative Expense



Operating Expenses

(In thousands)

Program Expenses	\$1,976	86%
Administration Expenses	146	6%
Fundraising Expenses	178	8%
Total 2014 Expenses	\$2,300	100%

2014 Program Expenses (in thousands)

Belize	\$652
Nicaragua	335
Appalachia	374
Other Projects	10
Mission Education	55
Gifts in Kind Distributed Value	492
Gifts in Kind Program Expense	58
Total 2014 Program Expenses	\$1,976

Belize

Nicaragua

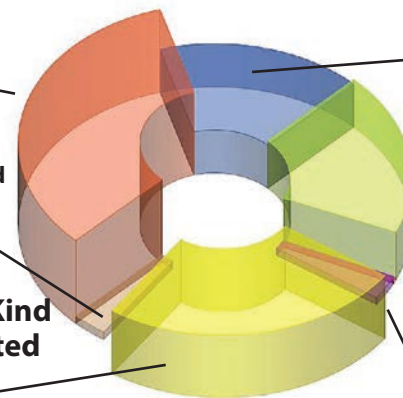
Gifts in Kind Program Expense

Appalachia

Gifts in Kind Distributed Value*

Mission Education

Other Projects



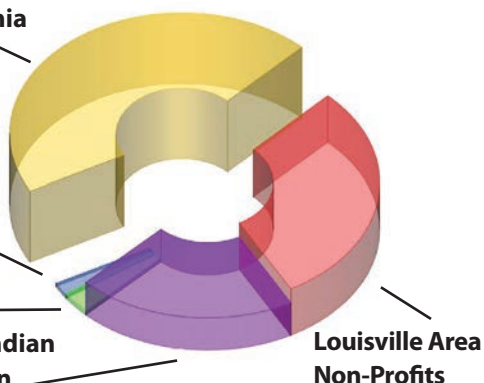
Appalachia

Nicaragua

Belize

Rosebud Indian Reservation

Louisville Area Non-Profits



Gifts in Kind Distributed

(Value in thousands)

Appalachia	\$222
Belize	14
Nicaragua	9
Louisville Area Non-Profits	146
Rosebud Indian Reservation	101
Total Gift in Kind Distributed Value	\$492

* The Hand in Hand **Gifts in Kind Program** distributes food, clothing, household goods and more to Hand in Hand programs and shares with local non-profits as well.

